

**ATHLETES**  
**25,909**



**COMPETITIONS**  
**2,500**

ON AVERAGE  
**7 GAMES / DAY**



**VOLUNTEERS**  
**9,852**


COACHES **1,544**    LAW ENFORCEMENT **2,850**

EVENTS **4,717**    HEALTH **333**

AREA LEADERS **408**



**PROGRAMS**  
**507**



**ATHLETE LEADERSHIP**  
ATHLETE LEADERS

**70**



**YOUTH LEADERSHIP**  
YOUTH LEADERS (AGE 12-25)

**3026**




**UNIFIED SCHOOLS**  
SCHOOLS

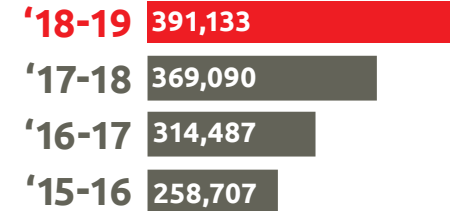
**475**

JURISDICTIONS

**58**



**STUDENT REACH**  
IMPACTED BY SCHOOL PROGRAMS



**HEALTHY ATHLETES**

EVENTS

**1**

ATHLETE EXAMS

**747**



**UNIFIED SPORTS**

**16,607**



**YOUTH UNIFIED SPORTS**

AGE 4-21

**15,359**



**PROGRAM LEADERS**

BOARD OF DIRECTORS

**23**

STAFF

**36**



**SUPPORT**

**\$7,518,429**

CASH

**\$4,677,874**

IN-KIND

**\$2,840,555**



**2018 REACH REPORT SUMMARY**

\* School/youth numbers reflect 2018-2019 school year